

BI-Reporting Tools

Mode of Training: Online, Classroom, Corporate

Faculty: Mr. BHANU

Course Duration: 45 Days



Course Curriculum



Tableau Introduction

- Importance of Data
- Why Visual Analysis?
- Why Tableau?
- Tableau Extensions
- Understanding Navigation

Tableau Products

- Tableau Desktop
- Tableau Prep
- Tableau Students Edition
- Tableau Server
- Tableau Public
- Tableau Reader
- Tableau Online




Tableau Terminology

- Dimensions
- Measures
- Shelves
- Pills
- Show me
- Data Pane
- Groups


- Sets
- Dashboard
- Worksheet
- Workbook
- Stories

Data Connection

- Types of Data Connections
- Live Connection
- Extract Connection
- What is Extract File

Working with Data

- Data Types
- Data Values
- What is Data Source?
- Connecting to Data Source




Joins in Tableau

- When to use Joins
- Data Blending
- When to use Data Blending
- Joins vs Data Blending
- Custom SQL in Tableau
- Data refresh
- Filtering
- Sorting
- Hierarchies

- Drill down & Roll ups
- Grouping
- Creating Sets
- Working with Sets
- Parameters
- Creating Parameter
- Parameter Controls
- Aggregation

Visualizing Data

- Charting
- Line Graphs
- Blended Axis
- Dual vs Blended axis
- Horizontal Bar chart
- Vertical Bar Chart
- Stacked Bar Chart
- Pie Charts
- Gantt Charts
- Mapping
- Heat Maps
- Filed Maps
- Geo-Coding
- Formatting
- Advanced Charting
- Water Fall Charts



- Donut Charts
- Funnel Charts
- Lollipops Charts
- Whisker plots
- Scatter plots

Calculations

- String Calculations
- Date Calculations
- Boolean Calculations
- Functions

Statistical Models

- Linear Model
- Logarithmic Model
- Exponential Model
- Polynomial Model



Dashboards

- What is Dashboard?
- Basic Dash boarding
- Advanced Dash boarding
- Formatting
- Actions
- Creating a Story

Sharing the Visuals

- Sharing Options
- Tableau Reader

- Tableau Public
- Tableau Server
- Tableau Online




Power BI

Introduction

- What is Power BI?
- Power BI Desktop
- Download & Installation
- Power BI in Web Browser

Power BI Components

- Power Query
- Power Pivot
- Power View
- Power Map
- Power Q&A




Working with Data

- What is Power Query
- What is Data Mash-up
- Data Mash-Up Engine of Power BI
- Getting Data From Excel
- Power BI Personal Gateway
- Data Sources

- File Sources
- Folder as a Source
- Database as a Source
- Analysis Services Connection
- Get Data From Azure SQL Database
- Azure SQL Data Warehouse Source
- Software as A Source
- Web Source

Data Transformation Using Power Query


- Configuration & Installation
- Power Query Versions
- Query Editor
- Transformation GUI
- Row Transformations
- Column Transformations
- Data Type
- Adding Column
- Text Transformations
- Number Column Calculations
- Date and Time Calculations
- Data types
- Lists
- Records
- Tables



- Built-in functions
- Writing Custom Functions
- Generators
- Error handling

Data Analysis Expressions (DAX)

- Modelling Data
- Manage Data Relationship
- Optimize Data Models
- What is DAX?
- Data Types in DAX
- Calculation Types
- DAX Functions
- Date and Time
- Time Intelligence
- Mathematical
- Statistical
- Text and Aggregate
- Measures in DAX



Data Visualizations

- Visualizations using Power BI Desktop
- Custom Visuals
- Formatting Visuals
- Power View for Excel
- Charts, Scorecards using Power View
- Sorting, Filtering, and categorization using Power View

- 3D geo-spatial visualization using Power Map
- Different versions of Power Map

Power BI Q&A and Data Insights

- Why Dashboard?
- Dashboard vs Reports
- Creating Dashboards
- Configuring a Dashboard
- Dashboard Tiles
- Pinning Tiles
- Power BI Q&A
- Insights in Power BI



Introduction

- What is Qlikview?
- Business Intelligence vs ETL tools
- QlikView vs Excel vs SQL
- Download & Installation

Handling Sheets in QlikView

- QlikView Sheets
- Logical connections between QlikView sheets
- Adding a QlikView sheet
- Moving a QlikView sheet


- Adding new sheet objects
- Saving, closing and exiting in QlikView

Connecting Data

- Loading a CSV File
- Connecting to External Database
- Installing MySQL
- Loading Database Tables
- Associations
- Synthetic Keys
- Resident Loads

In-memory Database


- List Boxes and Tables
- Selection and Drill-down
- Locking and unlocking Selections
- Slider/ Calendar Object
- Bookmark object
- Text objects
- Guages
- Charts
- Pie Charts
- Bar Charts
- Line Charts
- Straight Tables
- Pivot Tables



- Table Box
- Expressions
- Calculated Fields
- Joins
- Joins and Keep
- Statistics

Analyzing and Exploring Data

- Buttons
- Actions
- Drill-down Field Groups
- Cyclic Field Groups
- Conditional Formatting
- Smart Totals
- Mapping loads
- Columnar Data stores
- Generic Loads
- Exporting from Qlikview



Dashboard Presentation

- What is Dashboard?
- Implementing Dashboard layouts
- Layout principles

Supporting Enterprises around the Globe



Our Other Courses

DevOps & Cloud Computing

- [AWS Admin Training](#)
- [Devops Training](#)
- [Azure Admin Training](#)

Artificial Intelligence & IOT

- [Artificial Intelligence Training](#)
- [IOT Training](#)

Big data

- [Hadoop Development Training](#)
- [Spark And Scala Training](#)

Data Science & Blockchain

- [Data Science Training](#)
- [Blockchain Training](#)

QA and Testing

- [Manual Testing](#)
- [Big data Testing Training](#)
- [Selenium Training](#)
- [Appium Training](#)
- [Web services Testing Training](#)
- [Security Testing Training](#)
- [Performance Testing Training](#)
- [TOSCA Training](#)
- [ETL Testing Training](#)

RPA and Automation

- [Automation Anywhere Training](#)
- [Blueprism Training](#)
- [UiPath Training](#)

Programming & Framework

- Core Python
- [Advanced Python Training](#)
- [Django Training](#)
- [C,C++Programming Training](#)

Others courses

- [Digital Marketing Training](#)
- [Spoken English Training](#)
- [Chat Bot Making Training](#)
- [BI Reporting Tools Training](#)
- Sail Point IIQ

Established in 2010

QualityThought[®]

The Leader in Software Training



www.qualitythought.in



+91 996 379 9240



info@qualitythought.in